

Sri Ganeshaya Namah

Computerised Horoscope

[Medium I]

Software developed by Excellent Software, Bangalore

Birth Details:

Name: Sample

Date of Birth: 09.04.1960

Time of Birth: 11:17 IST

Place of Birth: Bangalore

Latitude: 12:58 N

Sunrise: 06:11 IST

Day Duration: 12:20

Ayanamsa: +23 18 04.9 of Lahiri

Sidereal Time: 00:07 at the time of birth

Lagna: Mithuna

Tithi: Trayodasi

Rasi: Simha

Varna: Kshatriya

Pada: 3

Gana: Manushya

Nadi: Madhya

Fortuna: 7 10 19

Sex: Male

Day of Birth: Saturday

Time of Birth: 05:47 GMT 10:57 LMT

Country/State: India

Longitude: 77:36 E

Sunset: 18:31 IST

Night Duration: 11:40

Obliquity: 023 26 31.3 at the time of birth

House System: Vedic

Lagna Lord: Budha

Paksha: Shukla

Rasi Lord: Ravi

Nakshtra: Purva Phalguni

Nakshtra Lord: Sukra

Yoni: Rat

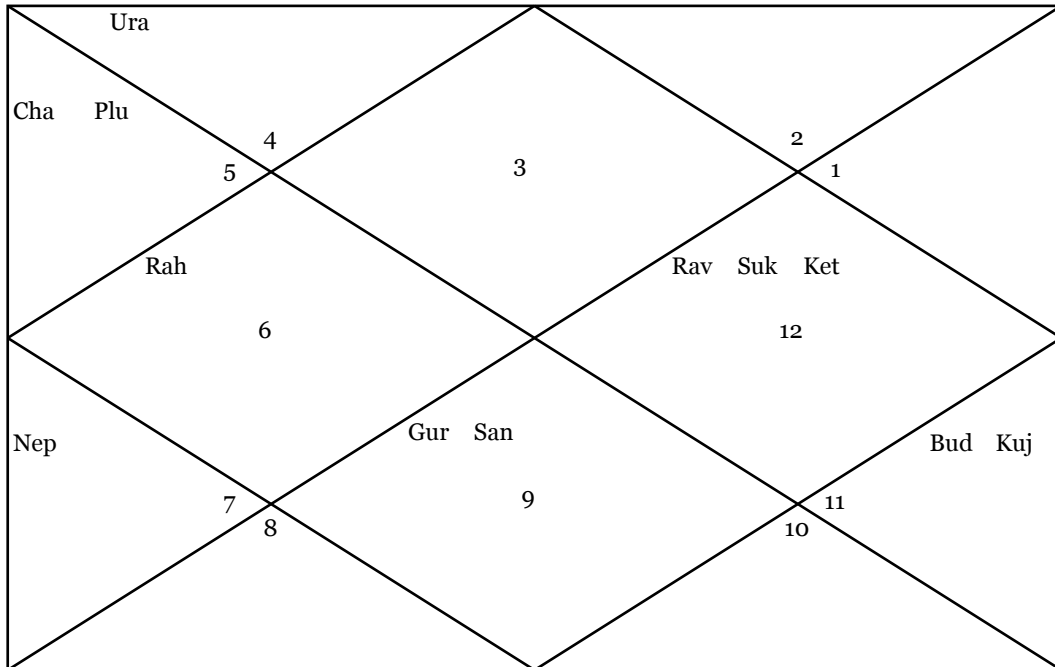
Yoga: Vriddhi

Yoga Point: 7 22 14

Legend: GMT ==> Greenwich Mean Time LMT ==> Local Mean Time

IST ==> Indian Standard Time

Main Chart



NIRAYANA PLANETARY POSITION

Planet	Longitude	Rasi	Nakshatra	Pada	Course
Lagna	073 35 12.4	Mithuna	Ardra	3	Direct
Ravi	356 05 00.2	Meena	Revathi	3	Direct
Chandra	142 48 56.1	Simha	Purva Phalguni	3	Direct
Kuja	312 04 30.8	Kumbha	Satabhisa	2	Direct
Budha	328 27 23.8	Kumbha	Purvabhadra	3	Direct
Guru	250 07 34.5	Dhanus	Moola	4	Direct
Sukra	336 27 17.7	Meena	Uttarabhadra	1	Direct
Sani	264 51 08.9	Dhanus	Purvasadha	4	Direct
Rahu	150 09 58.3	Kanya	Uttara Phalguni	2	Retro
Ketu	330 09 58.3	Meena	Purvabhadra	4	Retro
Uranus	113 43 46.4	Karkataka	Ashlesha	3	Retro
Neptune	194 58 29.1	Tula	Swati	3	Retro
Pluto	130 35 37.6	Simha	Magha	4	Retro

NIRAYANA PLANETARY POSITION WITH KP SUB

Planet	Longitude	Rasilord	Starlord	Sublord	Subsublord
Lagna	073 35 12.4	Budha	Rahu	Budha	Kuja
Ravi	356 05 00.2	Guru	Budha	Rahu	Kuja
Chandra	142 48 56.1	Ravi	Sukra	Sani	Sukra
Kuja	312 04 30.8	Sani	Rahu	Sani	Rahu
Budha	328 27 23.8	Sani	Guru	Sukra	Budha
Guru	250 07 34.5	Guru	Ketu	Sani	Sukra
Sukra	336 27 17.7	Guru	Sani	Budha	Kuja
Sani	264 51 08.9	Guru	Sukra	Budha	Chandra
Rahu	150 09 58.3	Budha	Ravi	Rahu	Budha
Ketu	330 09 58.3	Guru	Guru	Chandra	Budha
Uranus	113 43 46.4	Chandra	Budha	Kuja	Budha
Neptune	194 58 29.1	Sukra	Rahu	Ketu	Guru
Pluto	130 35 37.6	Ravi	Ketu	Sani	Chandra

NIRAYANA BHAVA POSITION

Bhava No	Bhava Begin	Mid Bhava
Lagna	057 46 09.5	073 35 12.4
II	087 46 09.5	101 57 06.7
III	116 08 03.8	130 19 00.9
IV	144 29 58.2	158 40 55.2
V	174 29 58.2	190 19 00.9
VI	206 08 03.8	221 57 06.7
VII	237 46 09.5	253 35 12.4
VIII	267 46 09.5	281 57 06.7
IX	296 08 03.8	310 19 00.9
X	324 29 58.2	338 40 55.2
XI	354 29 58.2	010 19 00.9
XII	026 08 03.8	041 57 06.7

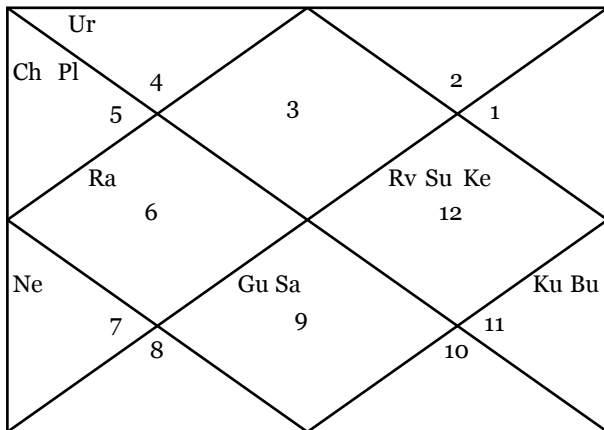
NIRAYANA BHAVA POSITION WITH KP SUB

Bhava No	Mid Bhava	Rasilord	Starlord	Sublord	Subsublord
Lagna	073 35 12.4	Budha	Rahu	Budha	Kuja
II	101 57 06.7	Chandra	Sani	Chandra	Sukra
III	130 19 00.9	Ravi	Ketu	Sani	Sukra
IV	158 40 55.2	Budha	Ravi	Sukra	Rahu
V	190 19 00.9	Sukra	Rahu	Guru	Rahu
VI	221 57 06.7	Kuja	Sani	Chandra	Sukra
VII	253 35 12.4	Guru	Sukra	Sukra	Sukra
VIII	281 57 06.7	Sani	Chandra	Rahu	Rahu
IX	310 19 00.9	Sani	Rahu	Guru	Rahu
X	338 40 55.2	Guru	Sani	Sukra	Chandra
XI	010 19 00.9	Kuja	Ketu	Sani	Sukra
XII	041 57 06.7	Sukra	Chandra	Rahu	Rahu

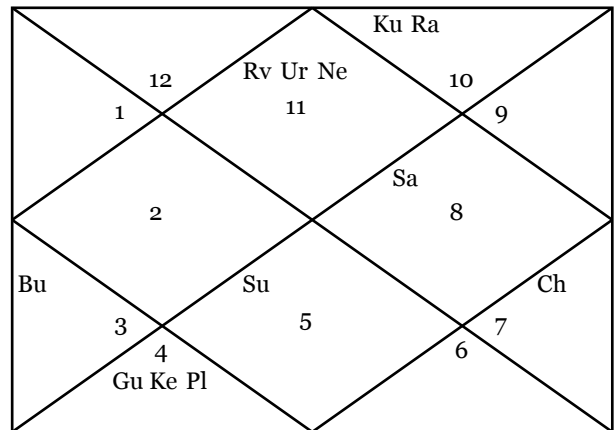
SAYANA PLANETARY POSITION

Planet	Longitude	Right Asc	Declination	Latitude	Distance
Ravi	019 23 05.1	01 11 33.82	+07 35 15.0	-00 00 00.2	1.00179
Chandra	166 07 01.1	11 07 41.59	+04 45 58.7	-00 46 17.3	0.00256
Kuja	335 22 35.7	22 30 42.77	-10 44 58.5	-01 17 58.1	1.93195
Budha	351 45 28.7	23 33 03.29	-05 12 14.4	-02 06 20.6	0.90055
Guru	273 25 39.4	18 14 53.64	-22 59 03.0	+00 24 48.8	4.91663
Sukra	359 45 22.7	00 01 30.34	-01 28 49.2	-01 30 28.4	1.58830
Sani	288 09 13.9	19 18 23.55	-21 44 32.0	+00 28 22.9	9.98667
Uranus	137 01 51.4	09 18 50.57	+16 25 27.0	+00 43 30.6	17.90902
Neptune	218 16 34.1	14 26 01.33	-12 32 10.7	+01 49 36.6	29.38225
Pluto	153 53 42.5	10 42 48.03	+21 48 50.6	+12 38 30.6	33.07448

Rasi: Body



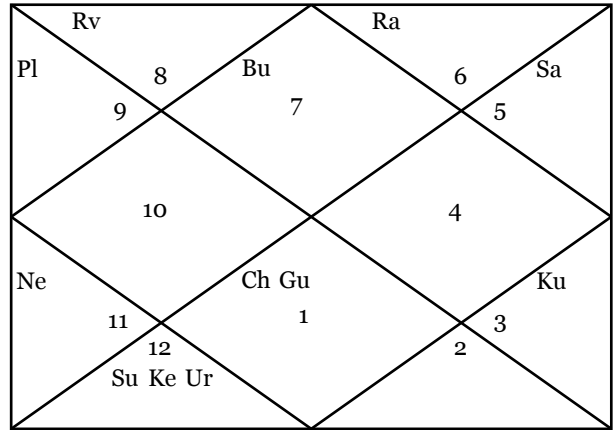
Navamsa: Spouse



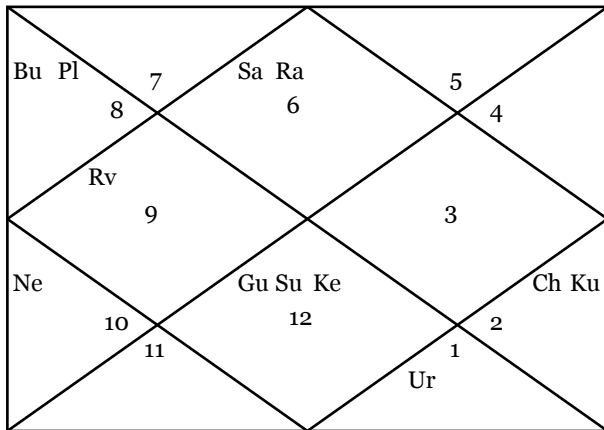
Hora: Money

Sun (Ravi) Hora
Uran Guru Kuja Ravi Lagn
Plut Nept
Rahu Sani Sukr Budh Chan
Ketu
Moon (Chandra) Hora

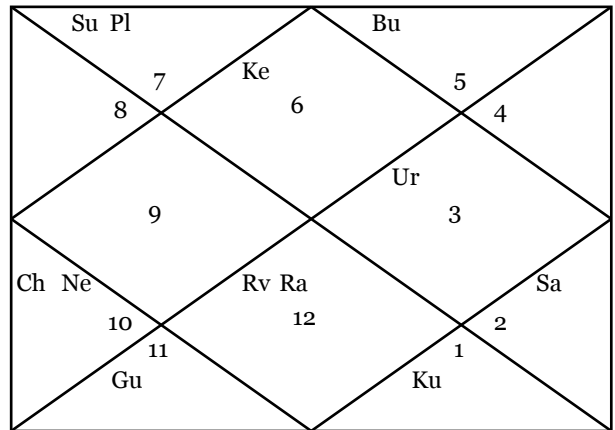
Drekkana: Brother



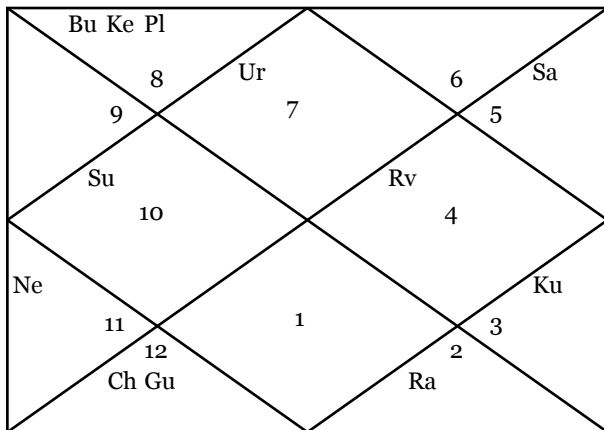
Chaturthamsa: Fortune



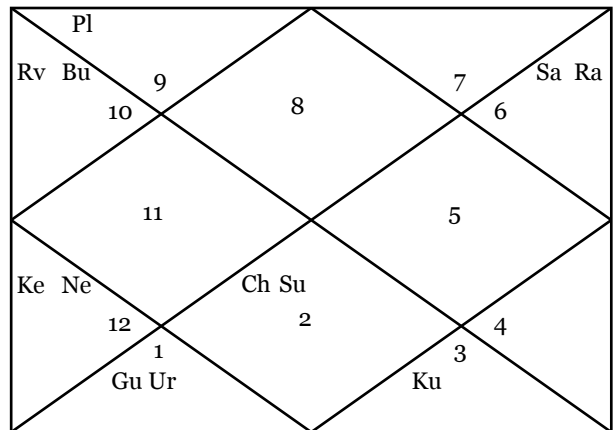
Sapthamsa: Issues



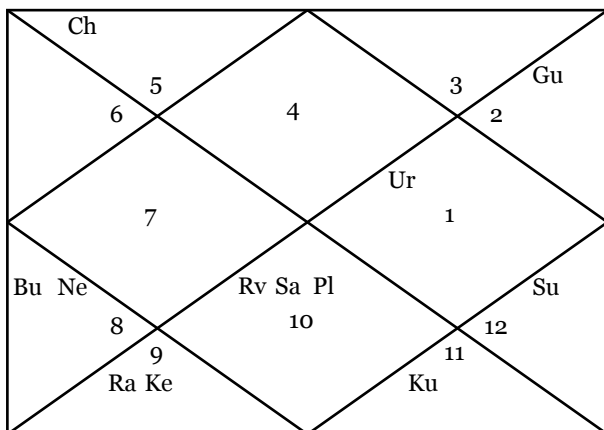
Dasamsa: Profession



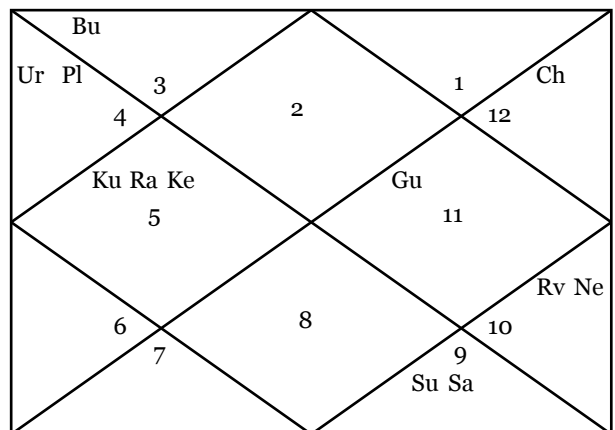
Dwadasamsa: Parents



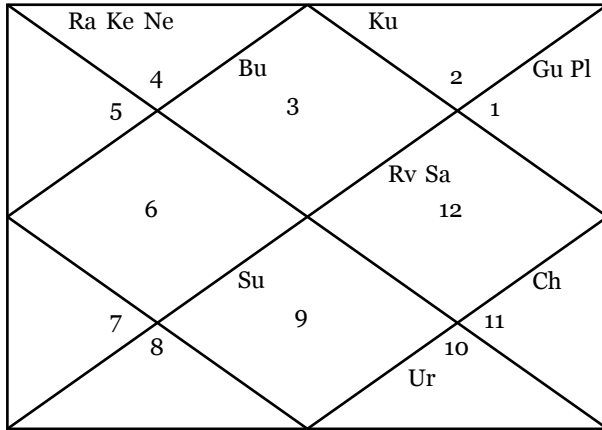
Shodasamsa: Desire



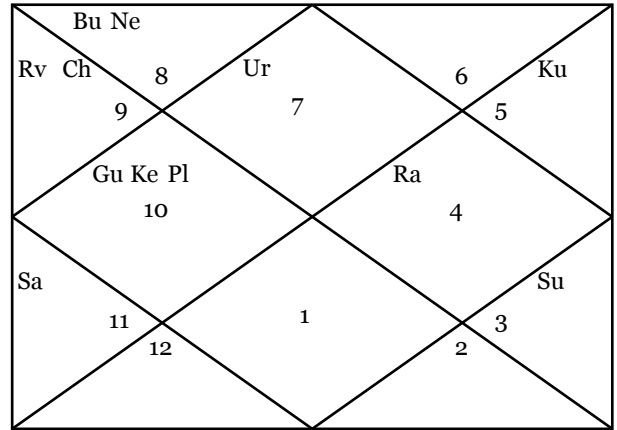
Vimsamsa: Vehicle



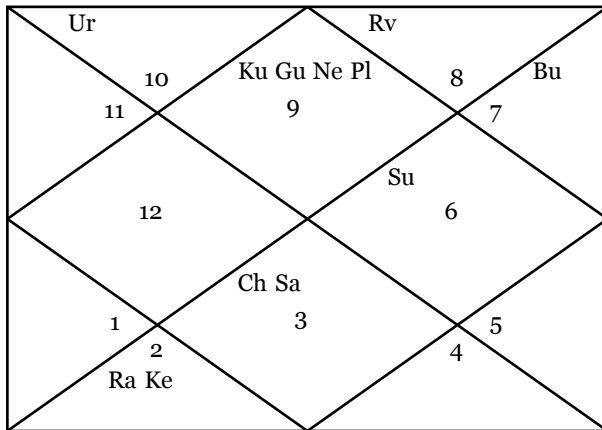
Chaturvimsamsa: Education



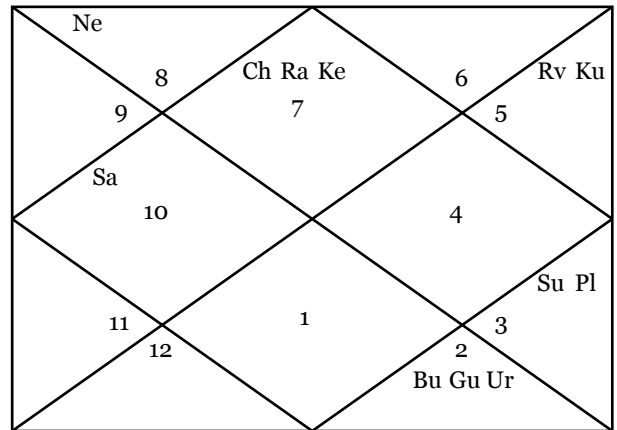
Bhamsa: Strength



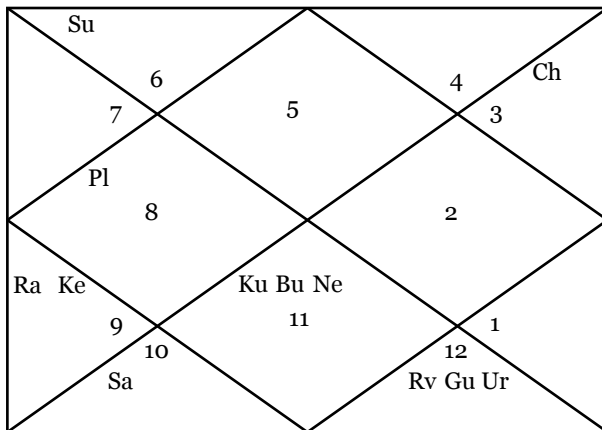
Trimsamsa: Destiny



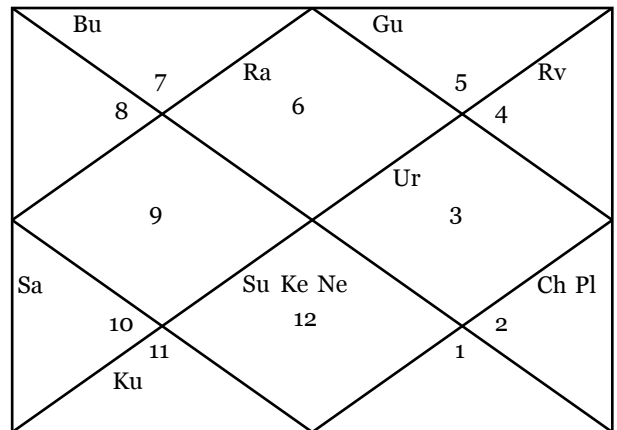
Khavedamsa: Auspicious



Akshavedamsa: Character



Shashtyamsa: All



NATURAL RELATIONSHIP BETWEEN PLANETS

Planet	Mitra	Sama	Shatru
Ravi	Cha Kuj Gur	Bud	Suk San
Chandra	Rav Bud	Kuj Gur Suk San	
Kuja	Rav Cha Gur	Suk San	Bud
Budha	Rav Suk	Kuj Gur San	Cha
Guru	Rav Cha Kuj	San	Bud Suk
Sukra	Bud San	Kuj Gur	Rav Cha
Sani	Bud Suk	Gur	Rav Cha Kuj

TATKALIK RELATIONSHIP BETWEEN PLANETS

Planet	Mitra	Shatru
Ravi	Kuj Bud Gur San	Cha Suk
Chandra		Rav Kuj Bud Gur Suk San
Kuja	Rav Gur Suk San	Cha Bud
Budha	Rav Gur Suk San	Cha Kuj
Guru	Rav Kuj Bud Suk	Cha San
Sukra	Kuj Bud Gur San	Rav Cha
Sani	Rav Kuj Bud Suk	Cha Gur

PANCHADHA RELATIONSHIP BETWEEN PLANETS

Planet	Adhimitra	Mitra	Sama	Shatru	Adhishatru
Ravi	Kuj Gur	Bud	Cha San		Suk
Chandra			Rav Bud	Kuj Gur Suk San	
Kuja	Rav Gur	Suk San	Cha		Bud
Budha	Rav Suk	Gur San		Kuj	Cha
Guru	Rav Kuj		Cha Bud Suk	San	
Sukra	Bud San	Kuj Gur			Rav Cha
Sani	Bud Suk		Rav Kuj	Gur	Cha

VIMSAVARGA VIMSOPAK TABLE

Varga	Ravi	Chandra	Kuja	Budha	Guru	Sukra	Sani
Rasi	AMitra	Sama	Mitra	Mitra	Own	Mitra	Satru
Hora	Own	Own	AMitra	ASatru	AMitra	ASatru	ASatru
Drekkana	AMitra	Satru	ASatru	AMitra	AMitra	Mitra	Sama
Chaturthamsa	AMitra	Satru	Mitra	Satru	Own	Mitra	AMitra
Panchamsa	AMitra	Satru	AMitra	AMitra	Sama	Mitra	Satru
Sasthamsa	AMitra	Sama	ASatru	Own	Sama	Mitra	Sama
Sapthamsa	AMitra	Satru	Own	AMitra	Satru	Own	AMitra
Ashtamsa	Sama	Sama	AMitra	ASatru	Sama	AMitra	Own
Navamsa	Sama	Satru	Mitra	Own	Sama	ASatru	Sama
Dasamsa	Sama	Satru	ASatru	Satru	Own	AMitra	Sama
Ekadasamsa	Sama	Sama	Mitra	Satru	AMitra	ASatru	AMitra
Dwadasamsa	Sama	Satru	ASatru	Mitra	AMitra	Own	AMitra
Shodasamsa	Sama	Sama	Mitra	Satru	Sama	Mitra	Own
Vimsamsa	Sama	Satru	AMitra	Own	Satru	Mitra	Satru
Chaturvimsamsa	AMitra	Satru	Mitra	Own	AMitra	Mitra	Satru
Bhamsa	AMitra	Satru	AMitra	Satru	Satru	AMitra	Own
Trimsamsa	AMitra	Sama	AMitra	AMitra	Own	AMitra	AMitra
Khavedamsa	Own	Satru	AMitra	AMitra	Sama	AMitra	Own
Akshavedamsa	AMitra	Sama	Mitra	Mitra	Own	AMitra	Own
Shashtyamsa	Sama	Satru	Mitra	AMitra	AMitra	Mitra	Own

Legend: AMitra => Adhi Mitra (Intimate Friend)

ASatru => Adhi Satru (Bitter Enemy)

VIMSOPAK BALA TABLE

Varga	Ravi	Chandra	Kuja	Budha	Guru	Sukra	Sani
Shadavarga	15.40	9.35	12.45	16.00	16.70	12.15	9.80
Saptavarga	15.40	9.35	12.10	15.53	17.15	14.43	11.75
Dasavarga	13.75	8.88	13.58	14.85	16.58	14.70	14.23
Shodasavarga	13.95	8.70	14.65	15.15	15.58	13.70	13.83
Vimsavarga	14.15	8.78	14.55	14.90	15.33	13.78	13.78

KEY TO VIMSOPAK BALA

Vimsopak Bala	Result
17.5 to 20.0	Atipoorna
15.0 to 17.5	Poorna
12.5 to 15.0	Atimadhya
10.0 to 12.5	Madhya
7.5 to 10.0	Swalpa
5.0 to 7.5	Atiswalpa
2.5 to 5.0	Heena
0.0 to 2.5	Atiheena

TARA CHAKRA

Tara	Nakshatra 1	Nakshatra 2	Nakshatra 3
Janam	Purva Phalguni	Purvasadha	Bharani
Sampat	Uttara Phalguni	Uttarasadha	Krittika
Vipat	Hasta	Shravana	Rohini
Kshema	Chitra	Dhanista	Mrigsira
Pratyari	Swati	Satabhisa	Ardra
Sadhak	Vishakha	Purvabhadra	Punarvasu
Vadha	Anuradha	Uttarabhadra	Pushya
Maitra	Jyeshtha	Revathi	Ashlesha
Ati-Maitra	Moola	Ashwini	Magha

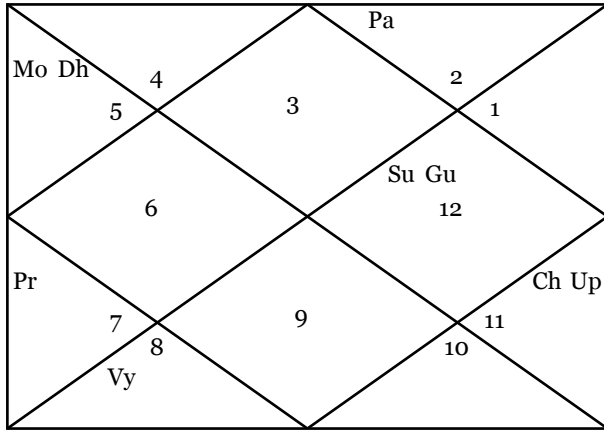
KARAKA CHAKRA

No	Planet	Longitude	Degree	Karka Name
1	Rahu	150 09 58.3	029 50 01.7	Atma
2	Budha	328 27 23.8	028 27 23.8	Amatya
3	Ravi	356 05 00.2	026 05 00.2	Bhratri
4	Sani	264 51 09.0	024 51 09.0	Matri
5	Chandra	142 48 56.2	022 48 56.2	Pitri
6	Kuja	312 04 30.7	012 04 30.7	Putra
7	Guru	250 07 34.3	010 07 34.3	Jati
8	Sukra	336 27 17.6	006 27 17.6	Stree

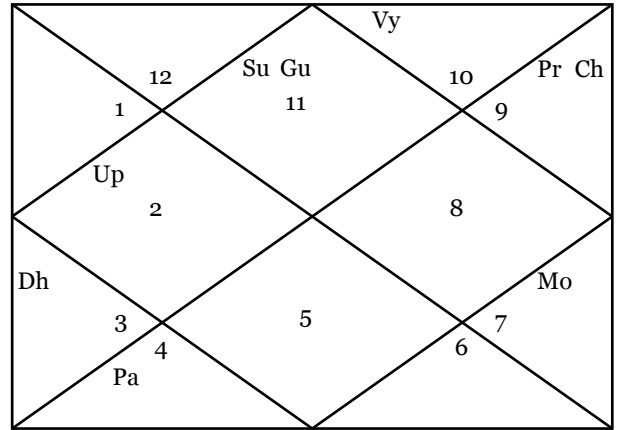
UPGRAHA PLANETARY POSITION

Planet	Longitude	Rasi	Nakshatra	Pada
Lagna	073 35 12.4	Mithuna	Ardra	3
Ravi	356 05 00.2	Meena	Revathi	3
Chandra	142 48 56.1	Simha	Purva Phalguni	3
Pranpada	189 04 53.4	Tula	Swati	1
Gulika	355 52 56.3	Meena	Revathi	3
Dhooma	129 25 00.1	Simha	Magha	3
Vyatipata	230 34 59.9	Vrischika	Jyeshtha	2
Parivesha	050 34 59.9	Vrishabha	Rohini	4
Chapa	309 25 00.1	Kumbha	Satabhisa	1
Upaketu	326 05 00.2	Kumbha	Purvabhadra	2

Rasi: Upagraha



Navamsa: Upagraha



ASHTAKVARGA TABLE [Before Reduction]

Planet	Mes	Vri	Mit	Kar	Sim	Kan	Tul	Vrch	Dha	Mak	Kum	Mee	Total
Ravi	4	4	4	2	5	5	6	4	4	4	2	4	48
Chandra	4	5	5	3	4	4	5	5	5	3	3	3	49
Kuja	2	3	4	3	5	3	4	3	4	3	2	3	39
Budha	3	4	5	6	3	4	5	7	3	6	3	5	54
Guru	5	4	5	4	2	5	4	6	7	3	6	5	56
Sukra	7	1	5	7	4	4	8	2	4	4	3	3	52
Sani	5	2	4	2	2	3	5	4	3	5	2	2	39
Total	30	23	32	27	25	28	37	31	30	28	21	25	337

ASHTAKVARGA TABLE [After Trikona Reduction]

Planet	Mes	Vri	Mit	Kar	Sim	Kan	Tul	Vrch	Dha	Mak	Kum	Mee	Total
Ravi	0	0	2	0	1	1	4	2	0	0	0	2	12
Chandra	0	2	2	0	0	1	2	2	1	0	0	0	10
Kuja	0	0	2	0	3	0	2	0	2	0	0	0	09
Budha	0	0	2	1	0	0	2	2	0	2	0	0	09
Guru	3	1	1	0	0	2	0	2	5	0	2	1	17
Sukra	3	0	2	5	0	3	5	0	0	3	0	1	22
Sani	3	0	2	0	0	1	3	2	1	3	0	0	15
Total	9	3	13	6	4	8	18	10	9	8	2	4	94

ASHTAKVARGA TABLE [After Ekadhipatya (Final) Reduction]

Planet	Mes	Vri	Mit	Kar	Sim	Kan	Tul	Vrch	Dha	Mak	Kum	Mee	Total
Ravi	0	0	1	0	1	1	4	2	0	0	0	2	11
Chandra	0	0	1	0	0	1	0	2	1	0	0	0	05
Kuja	0	0	2	0	3	0	2	0	2	0	0	0	09
Budha	0	0	2	1	0	0	2	2	0	2	0	0	09
Guru	1	1	1	0	0	1	0	2	5	0	2	1	14
Sukra	3	0	2	5	0	1	5	0	0	3	0	1	20
Sani	1	0	1	0	0	1	3	2	1	3	0	0	12
Total	5	1	10	6	4	5	16	10	9	8	2	4	80

SODYA PINDAS TABLE

Pinda	Ravi	Chan	Kuja	Budh	Guru	Sukr	Sani
Rashi	91	38	78	60	125	124	81
Graha	29	15	45	0	113	12	15
Sodya	120	53	123	60	238	136	96

COMPLETE DRISTI CHAKRA

Bhava	Full	Three Qtr	Half	Quarter
Lagna	Gur San	Rav Kuj Suk Ket	Bud Nep	Rah
II			Rav Suk San Ket	Gur Nep
III	Kuj Bud Gur			San
IV	Rav Kuj Suk San Ket	Bud Gur		Ura
V		Rav Kuj Suk Ket Ura	Bud	Cha Plu
VI		Cha Plu	Rav Kuj Suk Ket Ura	Bud Rah
VII		Rah	Cha Plu	Rav Suk Ket Nep
VIII	Ura	Nep	Rah	
IX	Cha San Plu	Gur Ura	Nep	
X	Rah	Cha Plu	San Ura	Gur
XI	Gur Nep	Rah	Cha Kuj Plu	Bud San Ura
XII	Kuj	Bud Nep	Rah	Rav Cha Suk Ket Plu

Vimsottari Dasa

Sukra	Ravi	Chandra	Kuja	Rahu	Guru	Sani	Budha	Ketu
Su	Ra 18.01.66	Ch 18.01.72	Ku 18.01.82	Ra 18.01.89	Gu 18.01.07	Sa 18.01.23	Bu 18.01.42	Ke 18.01.59
Ra	Ch 06.05.66	Ku 18.11.72	Ra 15.06.82	Gu 30.09.91	Sa 06.03.09	Bu 21.01.26	Ke 15.06.44	Su 15.06.59
Ch	Ku 06.11.66	Ra 18.06.73	Gu 03.07.83	Sa 24.02.94	Bu 18.09.11	Ke 30.09.28	Su 12.06.45	Ra 15.08.60
Ku	Ra 12.03.67	Gu 18.12.74	Sa 09.06.84	Bu 31.12.96	Ke 24.12.13	Su 09.11.29	Ra 12.04.48	Ch 21.12.60
Ra	Gu 06.02.68	Sa 18.04.76	Bu 18.07.85	Ke 18.07.99	Su 30.11.14	Ra 09.01.33	Ch 18.02.49	Ku 21.07.61
Gu	Sa 24.11.68	Bu 18.11.77	Ke 15.07.86	Su 06.08.00	Ra 31.07.17	Ch 21.12.33	Ku 18.07.50	Ra 18.12.61
Sa 09.04.60	Bu 06.11.69	Ke 18.04.79	Su 12.12.86	Ra 06.08.03	Ch 18.05.18	Ku 21.07.35	Ra 15.07.51	Gu 06.01.63
Bu 18.01.62	Ke 12.09.70	Su 18.11.79	Ra 12.02.88	Ch 30.06.04	Ku 18.09.19	Ra 31.08.36	Gu 03.02.54	Sa 12.12.63
Ke 18.11.64	Su 18.01.71	Ra 18.07.81	Ch 18.06.88	Ku 31.12.05	Ra 24.08.20	Gu 06.07.39	Sa 09.05.56	Bu 21.01.65

Note: The dates given are nothing to do with the longevity of the native.